


ANAVIO

UNIFIED READER

Integrated Access Control Reader

Combine access control with an AI camera, a 2-way intercom, advanced facial verification technology, and hands-free access to your facilities.



GSA  NDAA  TAA



MULTIPLE ACCESS METHODS

The reader supports the most advanced facial verification technology, modern smartphone and traditional cards and fobs, with dual credentialing options.



NO BADGE SHARING

Unlike traditional cardkey access, which can't guarantee the user is the actual badge owner, our face verification definitively confirms identity—your face is your key.



ANTI-SPOOFING

Liveness detection can identify attempted presentation attacks, like printed photos, masks, or videos, and denies access accordingly.



2-WAY REMOTE INTERCOM

Be notified about visitors from wherever you are, and communicate with them via the two-way intercom and camera.



TEMPORARY VISITOR ACCESS

Send visitors a web link (via an email or text) that will grant them temporary access to a specific door—no app or separate guest management system required.



BUILT-IN ACCESS PANEL

The built-in access control panel allows you to control electronic door locks, exit buttons, and door contacts without long wiring runs.



THE MOST INTELLIGENT MULTI-FUNCTION READER IN THE INDUSTRY



3D Face Verification



Mobile Credentials



Video Intercom



AI Camera

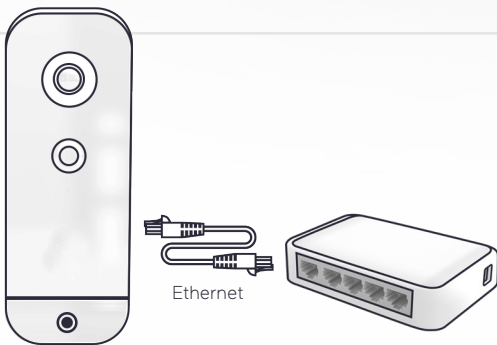


Built-in I/O
Capability

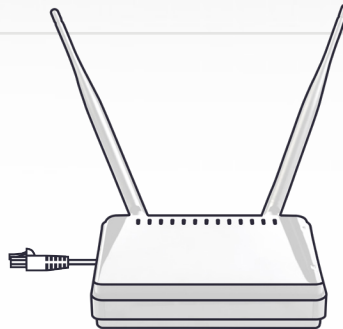


Encrypted Cards
and Fob

HERE'S HOW IT COMES TOGETHER



Connect to your door hardware (e.g., electronic locks, door contacts, etc.) and plug reader into a PoE switch to power it up.



Connect the PoE switch to your router so you can access your reader via the cloud.



Your new reader is up and running and you'll see it in your Anavio portal.

SPECIFICATIONS

ELECTRICAL

Input Power: PoE (802.3af)
Power Consumption: 10 W
Processor: Dedicated CV 25

AUTHENTICATION METHODS

3D Face Verification
Card Credentials (MIFARE/DESFire)
Mobile App
Cloud-Key

MECHANICAL

Height: 6.8 in. (173 mm)
Width: 2.7 in. (69 mm)
Depth: 1.5 in. (38 mm)
Weight: 0.7 lb (300 g)

COMMUNICATION INTERFACE

Ethernet 10/100
Bluetooth
Wiegand Input/Output
RS485
2 General Purpose I/Os
1 Dry Contact Relay

SMARTCARD TECHNOLOGY

High Frequency 13.56 MHz
ISO/IEC 14443

ENVIRONMENTAL

Temp: -4° to 122° F (-20° to 50° C)
Weather Rating: IP65
Shock Protection: IK07

VIDEO + AUDIO

Image Sensor: RGBIR
Resolution: 2 MP
Focal Length: 2.85 mm
FOV: 130° (H); 67° (V)
IR: 6.6 ft (2 m); 940 nm
Audio: Built-in mic/speaker with echo and noise cancellation

SECURITY

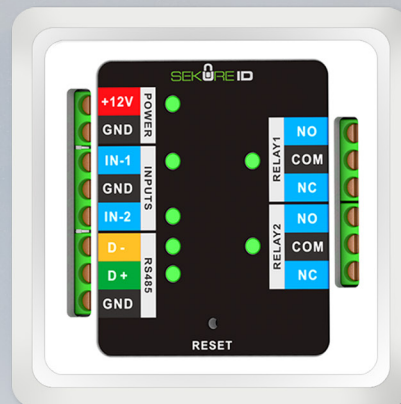
Fully encrypted communication between reader and cloud software

REGULATORY

Approvals
FCC, FDA, CE, UKCA
Warranty
3 years

I/O CONTROLLER

This intelligent I/O controller ensures secure communication between Anavio's Unified Intercom Reader (UIR) and door strikes, door contacts, and exit button.



ELECTRICAL

Input Power: 12 VDC
Current: 100 mA

COMMUNICATION INTERFACE

RS485 (COM)
2 Form C Relays
2 TTL Inputs

DIMENSIONS

Height: 1.25 in. (32 mm)
Width: 2.75 in. (70 mm)
Length: 2.75 in. (70 mm)

ORDERING INFORMATION

READER

VA-UIR02A
Unified Intercom Reader

READER CONNECTION LICENSES

VA-RLIC1Y
1-Year Reader License

VA-RLIC3Y
3-Year Reader License

VA-RLIC5Y
5-Year Reader License

MOUNTING ACCESSORIES

VA-BSGP
Single gang plate for mounting the reader to a single gang box

VA-BDGP
Double gang plate for mounting the reader to a double gang box

VAN-AC-SHBK-1
Weathershield for protecting the reader from the weather elements and help protect from sunlight

VAN-AC-MLBK-1
Mullion mount for mounting the reader to the right or left side of a door

VAN-AC-HABK-1
Horizontal angle bracket for mounting the reader on the right or left side of a door at a 20° angle; can be mounted to a single gang box

VAN-AC-VABK-1
Vertical angle bracket for mounting the reader at a 12° tilt at ADA height; can be mounted to a single gang box

ACCESSORIES

VA-SC1K
MIFARE PVC Printable Smartcard (1 K)

VA-SCK1K
MIFARE Printable Smartcard Keyfob (1 K)

VA-IOC01
Intelligent I/O box ensures secure communication between UIR and door strikes

V-POE-CS2
Combiner/Splitter for co-locating any two Anavio readers/cameras

Please contact your Vicon sales representative for more information.

Vicon Data Sheet Number: 8009-7335-00-01

Specifications subject to change without notice.
Vicon and their logos are registered trademarks of Vicon Industries Inc.
Copyright © 2025 Vicon Industries Inc. All rights reserved.

